

Creative Classroom: 2nd Elluminate meeting “*Creative Writing*”


Irene Pateraki

20 October 2010



Creative writing is:

- ★ considered to be any writing, fiction, poetry, or non-fiction, that goes outside the bounds of normal professional, journalistic, academic, and technical forms of literature
- ★ anything where the purpose is to express thoughts, feelings and emotions rather than to simply convey information
- ★ writing that expresses the writer's thoughts and feelings in an imaginative, often unique, and poetic way.




Advantages of Creative writing:

- ★ heightens awareness of the students and helps them look at common things in uncommon ways
- ★ students through writing, grow in awe of the power and beauty of words
- ★ lets kids in on the pleasure that comes from playing with words and turns them on to the pure enjoyment of the rhythms and sounds of language
- ★ the creative processes are challenged and strengthened helping students become flexible and encouraging original thinking



When is the suitable time to start?

- ★ Writing can be mixed in with a math lesson, a social science project, a musical session, PE, story hour, and even a trip to the library.
- ★ This can be short activities.
- ★ For example; the first 10 minutes in the morning, the first twelve minutes of rest after gym, three minutes before the bell, or any other time of transition from one activity to another.




WWW.AUSTINKLEON.COM

Strategies for encouraging writing(1/2):

- ★ Motivating students towards writing is to plan activities that will capture the curiosity of students and that will be fun.
- ★ Teachers need to be careful not to choke off expression or limit thinking by the way the assignment is presented.
- ★ Using a recorder is often a good way to start off a reluctant writer. Let the child speak into a recorder about any topic and then have them transcribe what is being said.
- ★ The teacher should start with short, fun, non-threatening bits of writing.

Strategies for encouraging writing(2/2):

- ★ One of the very first ways is to show the importance of words. A bulletin board with new words can be an innovative way to get kids to think of creative expression. Words can be traded with another class. The word of the day can be used throughout the school day in all activities.
- ★ Teachers should also be open to using song lyrics in class. Many people do not connect the poetry aspect of songs. Teachers could also encourage their students to add another verse to a popular song.



"No! Forging a note from your parents does not count as creative writing!"

Some examples/tips of creative writing

(1/2):

Three Minute Writing:

Students are given a specific topic or title to write about with the understanding that. They only have three minutes in which to write about it.

You're Not Yourself Today:

In this writing activity students are told they are not themselves today, they will become someone else.

Class Mascot Activity

Find a small soft toy or puppet which will become the class mascot. With the class, choose a name for the mascot, and discuss its background.



Some examples/tips of creative writing

(2/2):

***"In the future, everyone will be famous for 15 minutes" -
Andy Warhol:***

Discuss the above quote with the children, and talk about what it means to be famous. Would they like to be famous? What would they like to be famous for?

A Teacher's Example:

The best activity to inspire writing in students is for the teacher to write when the students are writing, and to read what was written aloud.

Creative writing into eTwinning projects:

- ★ Organize writing activities in collaboration with your partners.
- ★ Start a creative writing activity and ask from your partners to continue.
- ★ Organize a flash meeting, arrange a short activity and do it at real time, then your students can exchange with their partners what they have written.



Time to collaborate!

2nd Task for Creative Classroom Group

- ★ Work in your Groups
- ★ Discuss and propose ideas to each other for creative writing activities
- ★ Organize such an activity with your class or even better with your eTwinning partners!
- ★ Share with the rest of the group your activity in the special folder, we will create in your subgroup, using photos/PowerPoint/Videos/pdf or any other application
- ★ Present your activity in our 3rd Elluminate meeting



Thank you!

